

Power Platform World Tour

PowerBIUG PowerAppsUG FlowUG



Power Apps Portals: Powered Upp extranet in a box

Django Lohn



Django Lohn

- Office365 Enthousiast #PowerAddict
 - Consultant



-  <https://www.linkedin.com/in/djangolohn/>
-  <https://twitter.com/LohnDjango>
-  <https://knowwhere365.space/>

Session Objectives & Agenda

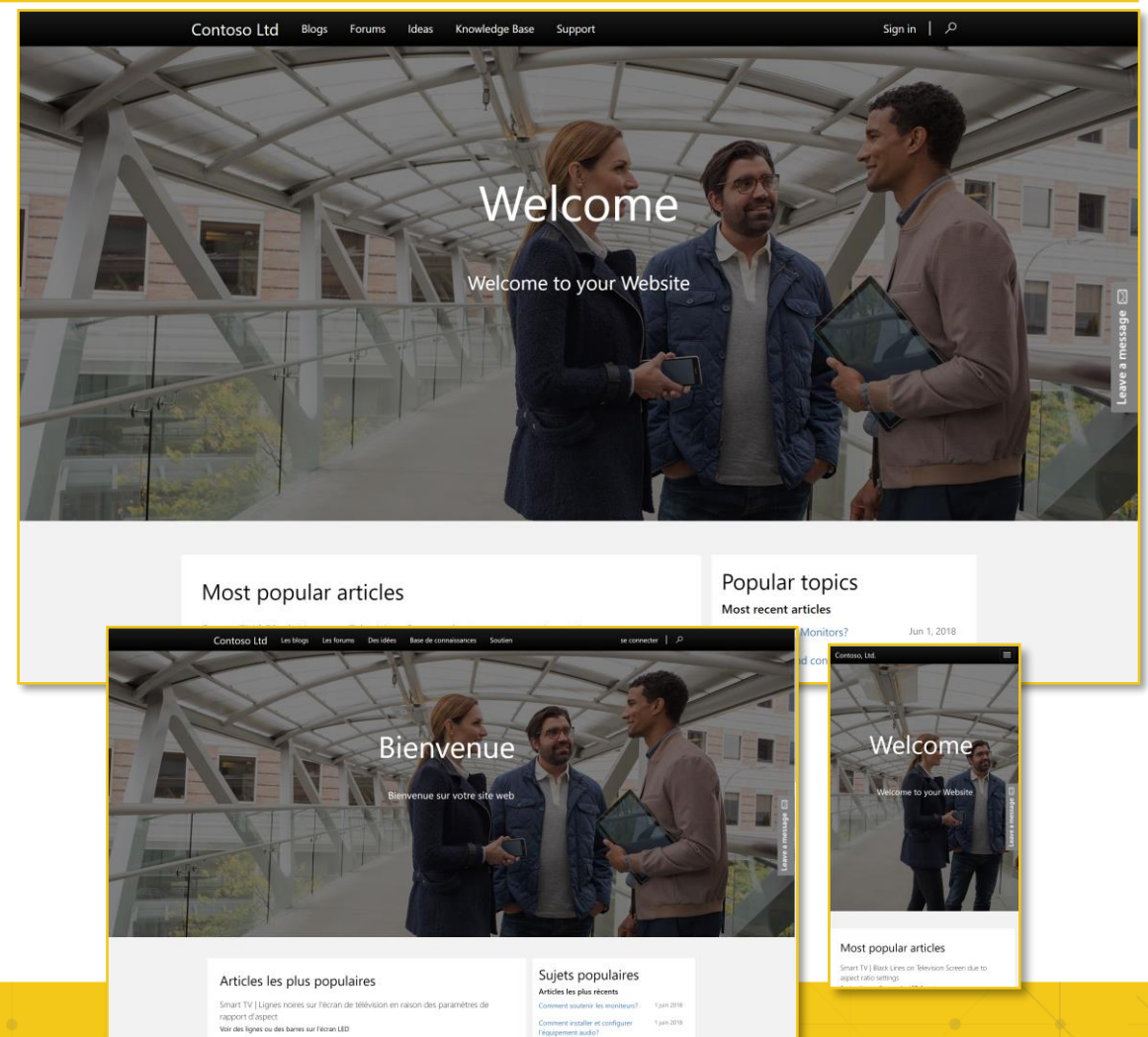
Get to know the basics on Power Apps Portals for a “flying start”

- I. What are Power Apps Portals?
- II. How to create a Power Apps Portal?
- III. How does the Common Data Service fit in?
- IV. Get started with pages and navigation
- V. Get started with forms
- VI. Get started with (role based) access
- VII. Licensing

What is a Power Apps Portal?

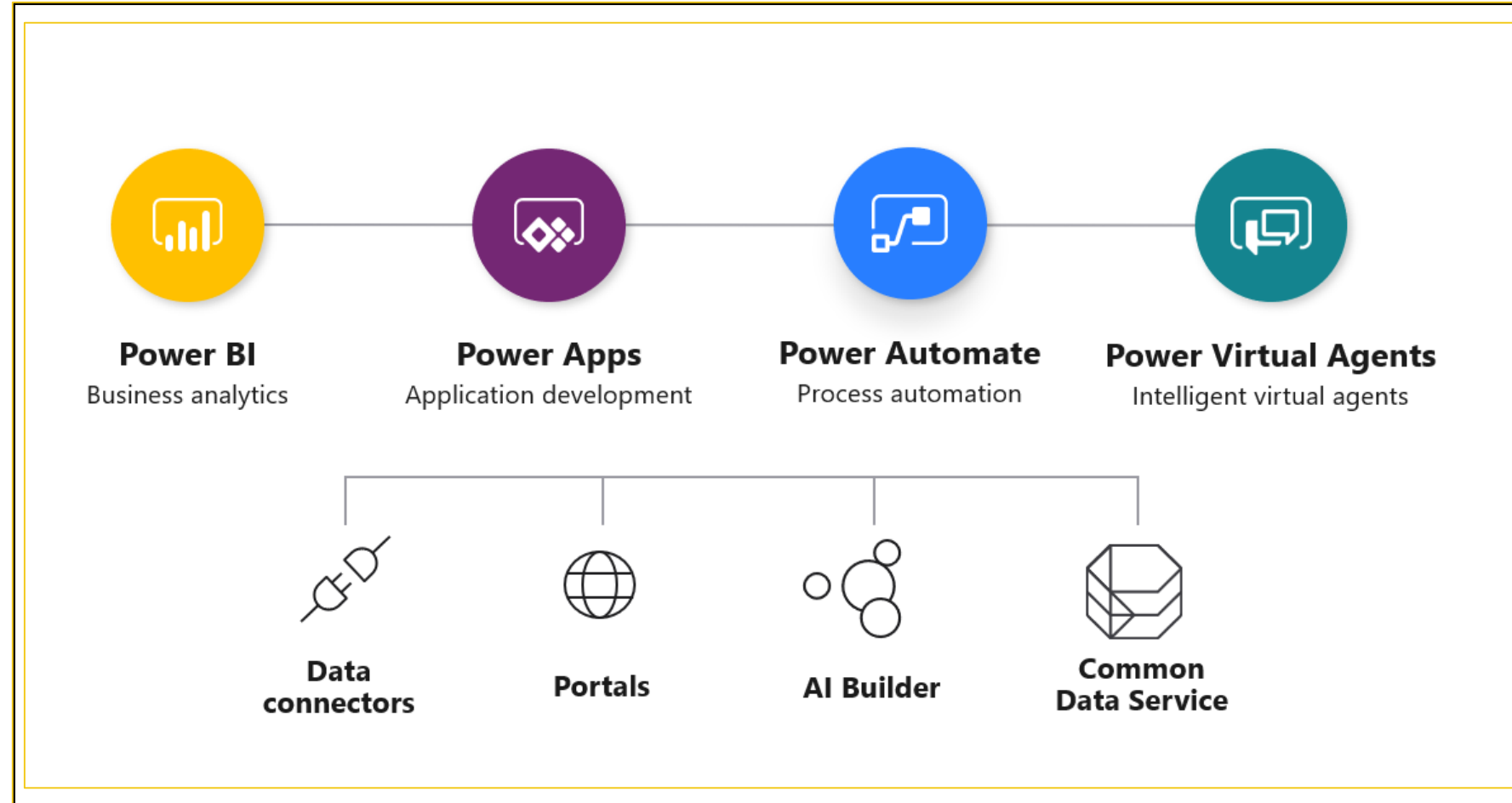
A modern website application!

- but... preconfigured to be integrated with your data and processes



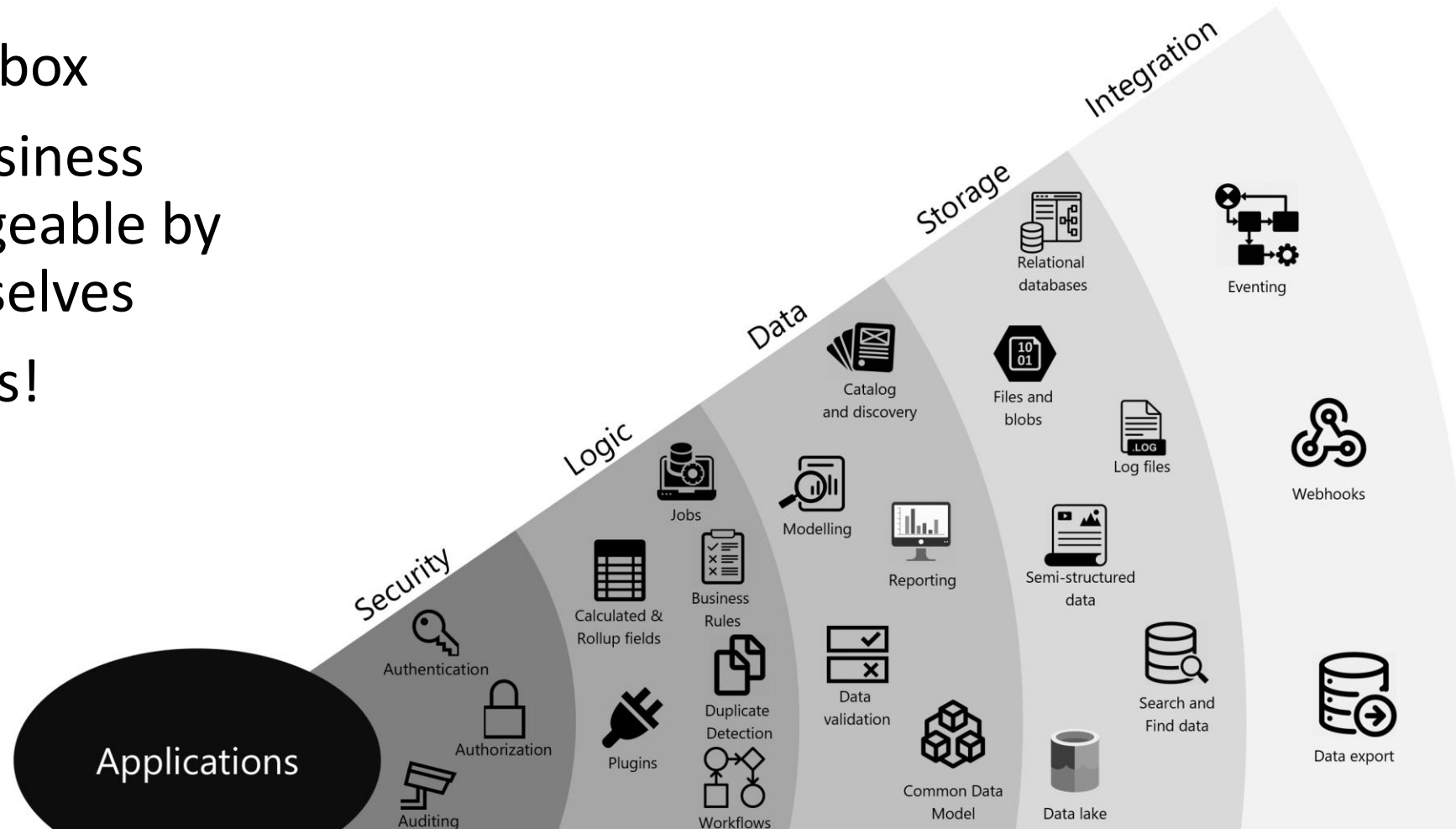
Relation to Power Platform

- Tools
- Data



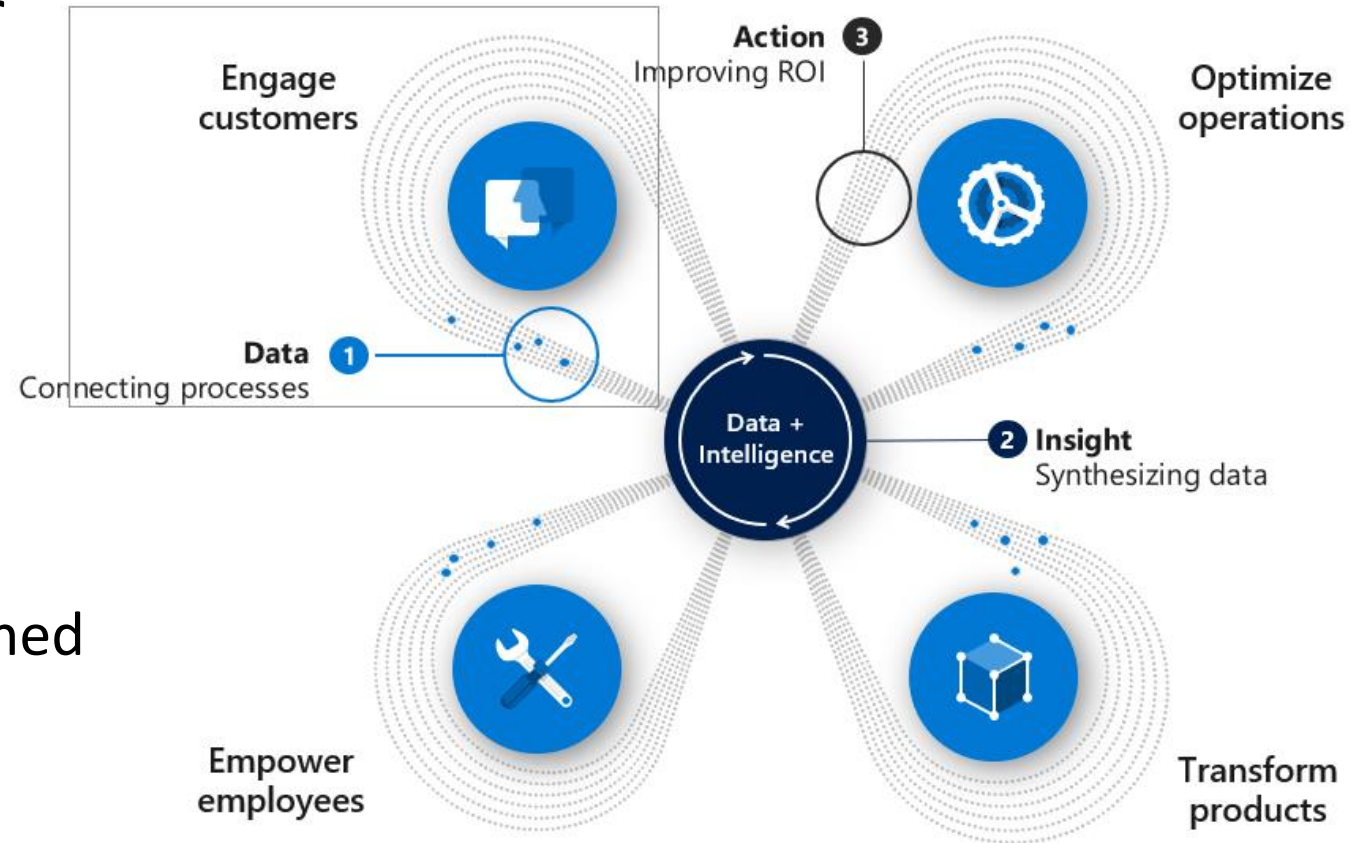
Common Data Service

- Database-out-of-a-box
- Built to support business applications manageable by the business themselves
- Required for Portals!



What are Portals for?

- Extend data outside your organization by engaging customers through:
 - a low code multilingual, responsive website with prebuilt templates
 - Integrating existing login providers
 - WYSIWYG designer enriched with CDS data
 - Pro Dev extensibility

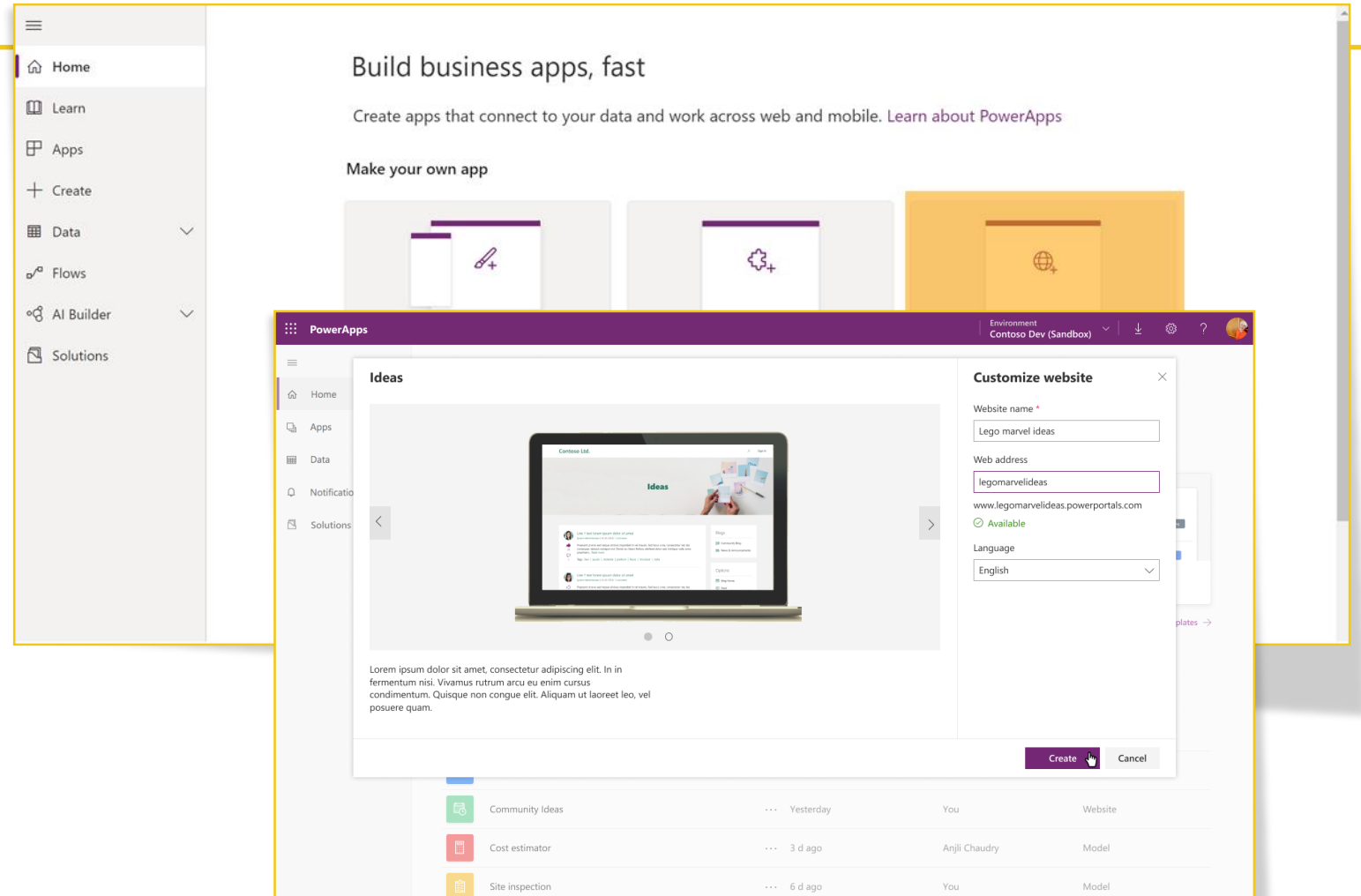


How to create a Power Apps Portal?

A large audience is seated in a conference hall, facing a stage with presentation screens. The image is faded and serves as a background for the title text.

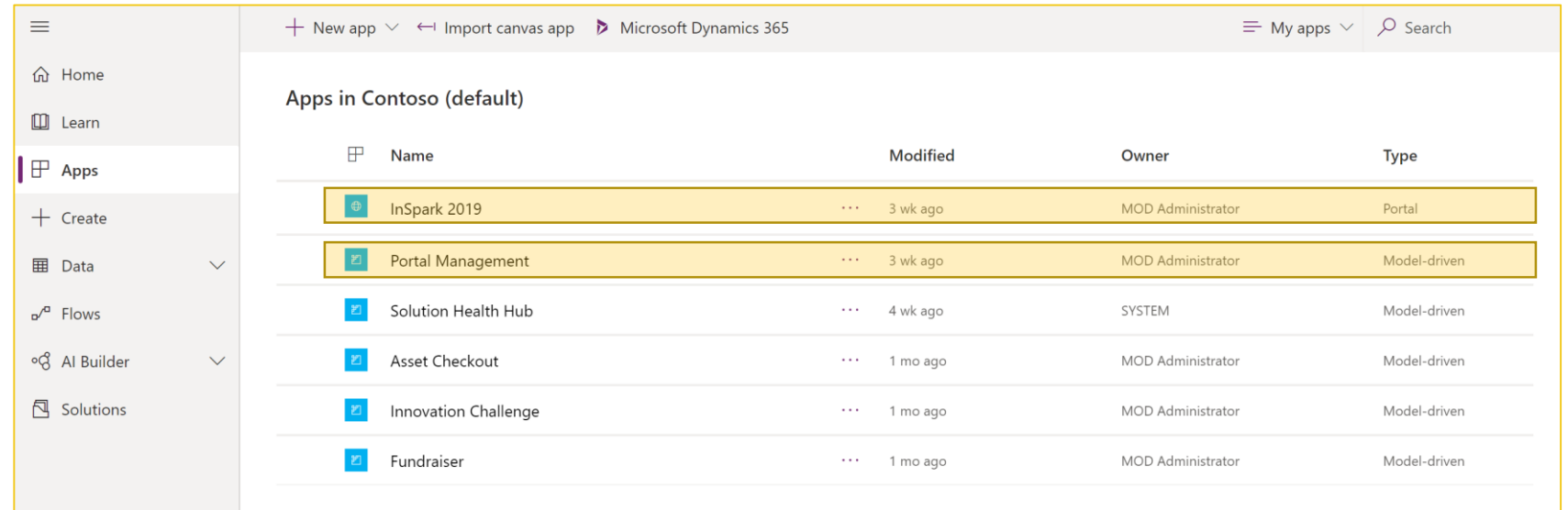
Power Apps Portal creation

- Special type of PowerApps
- Built on CDS entities



Manage your Power Apps Portal


1. A Model Driven **Portal Management App** for (backend) management
2. A **Portal Maker App** for WYSIWYG designer

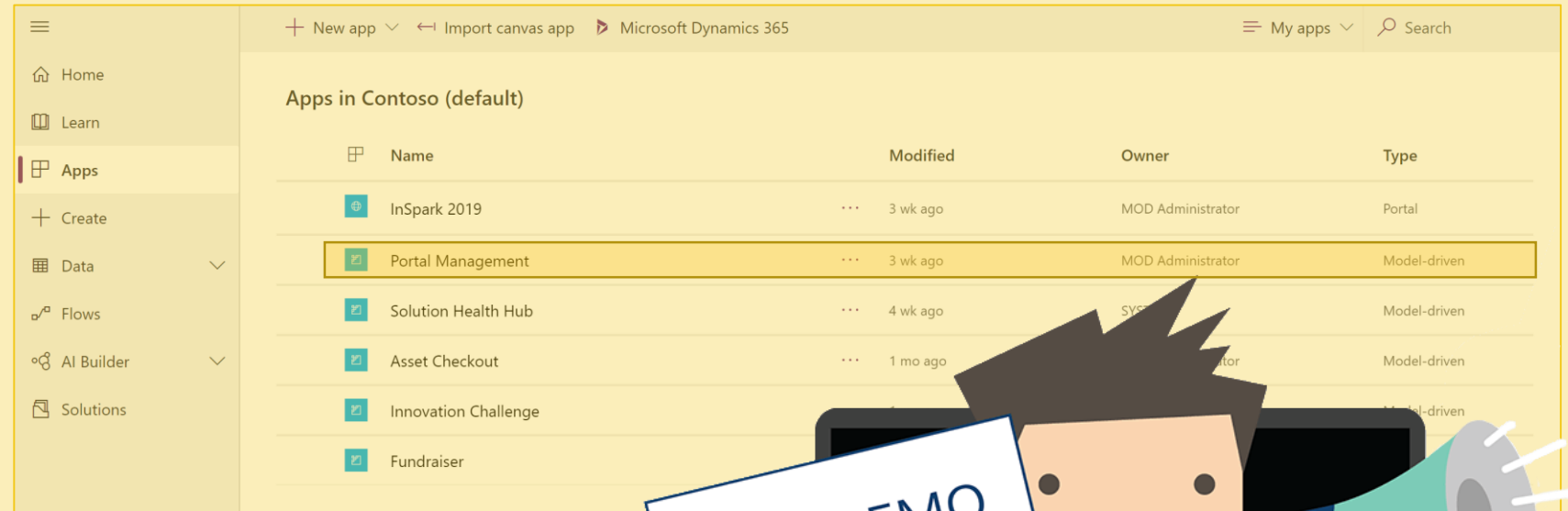


The screenshot displays the Power Apps management interface. On the left is a navigation pane with options: Home, Learn, Apps (selected), Create, Data, Flows, AI Builder, and Solutions. The main area shows 'Apps in Contoso (default)' with a table of applications. The table has columns for Name, Modified, Owner, and Type. Two apps are highlighted with yellow borders: 'InSpark 2019' (Portal type) and 'Portal Management' (Model-driven type). Other apps listed include 'Solution Health Hub', 'Asset Checkout', 'Innovation Challenge', and 'Fundraiser', all of which are Model-driven.

Name	Modified	Owner	Type
InSpark 2019	3 wk ago	MOD Administrator	Portal
Portal Management	3 wk ago	MOD Administrator	Model-driven
Solution Health Hub	4 wk ago	SYSTEM	Model-driven
Asset Checkout	1 mo ago	MOD Administrator	Model-driven
Innovation Challenge	1 mo ago	MOD Administrator	Model-driven
Fundraiser	1 mo ago	MOD Administrator	Model-driven

Power Apps Portal – Management App

1. A Model Driven **Portal Management App** for (backend) management 

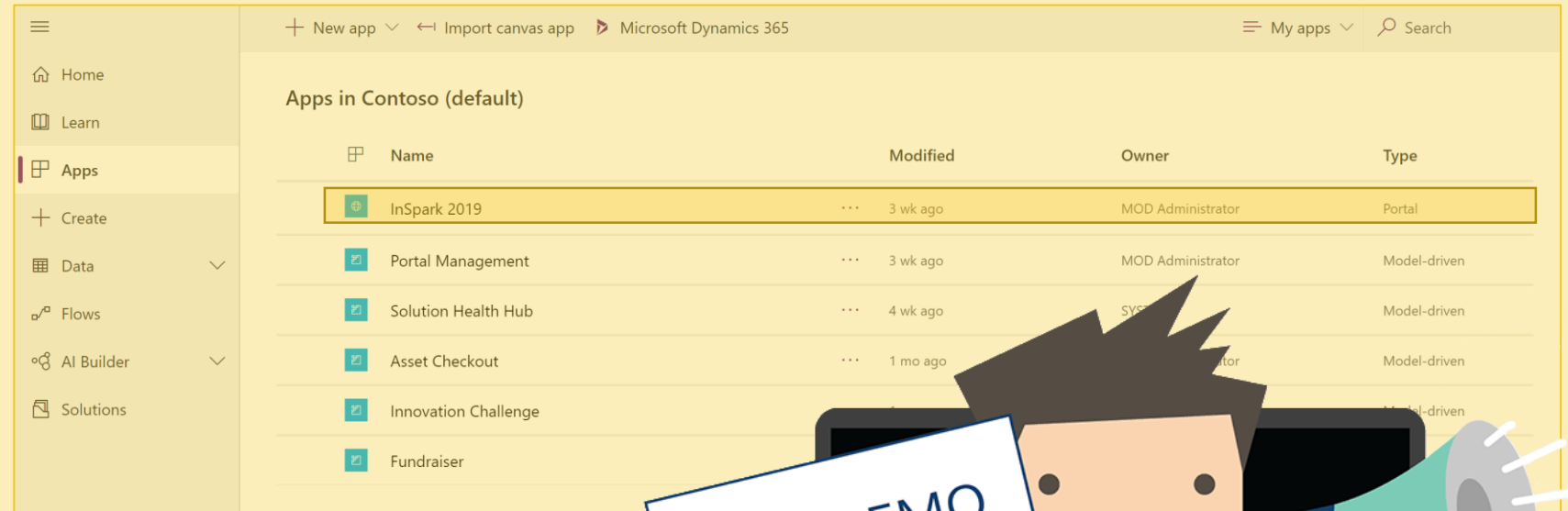


Name	Modified	Owner	Type
InSpark 2019	3 wk ago	MOD Administrator	Portal
Portal Management	3 wk ago	MOD Administrator	Model-driven
Solution Health Hub	4 wk ago	SYSTEM	Model-driven
Asset Checkout	1 mo ago	MOD Administrator	Model-driven
Innovation Challenge			Model-driven
Fundraiser			Model-driven



Manage your Power Apps Portal

1. A Model Driven **Portal Management App** for (backend) management
2. A **Portal Maker App** for WYSIWYG designer



The screenshot displays the Power Apps Portal Management interface. On the left is a navigation pane with options: Home, Learn, Apps (selected), Create, Data, Flows, AI Builder, and Solutions. The main area shows 'Apps in Contoso (default)' with a table listing various applications. The 'InSpark 2019' app is highlighted. The table columns are Name, Modified, Owner, and Type.

Name	Modified	Owner	Type
InSpark 2019	3 wk ago	MOD Administrator	Portal
Portal Management	3 wk ago	MOD Administrator	Model-driven
Solution Health Hub	4 wk ago	SYSTEM	Model-driven
Asset Checkout	1 mo ago	SYSTEM	Model-driven
Innovation Challenge			Model-driven
Fundraiser			Model-driven

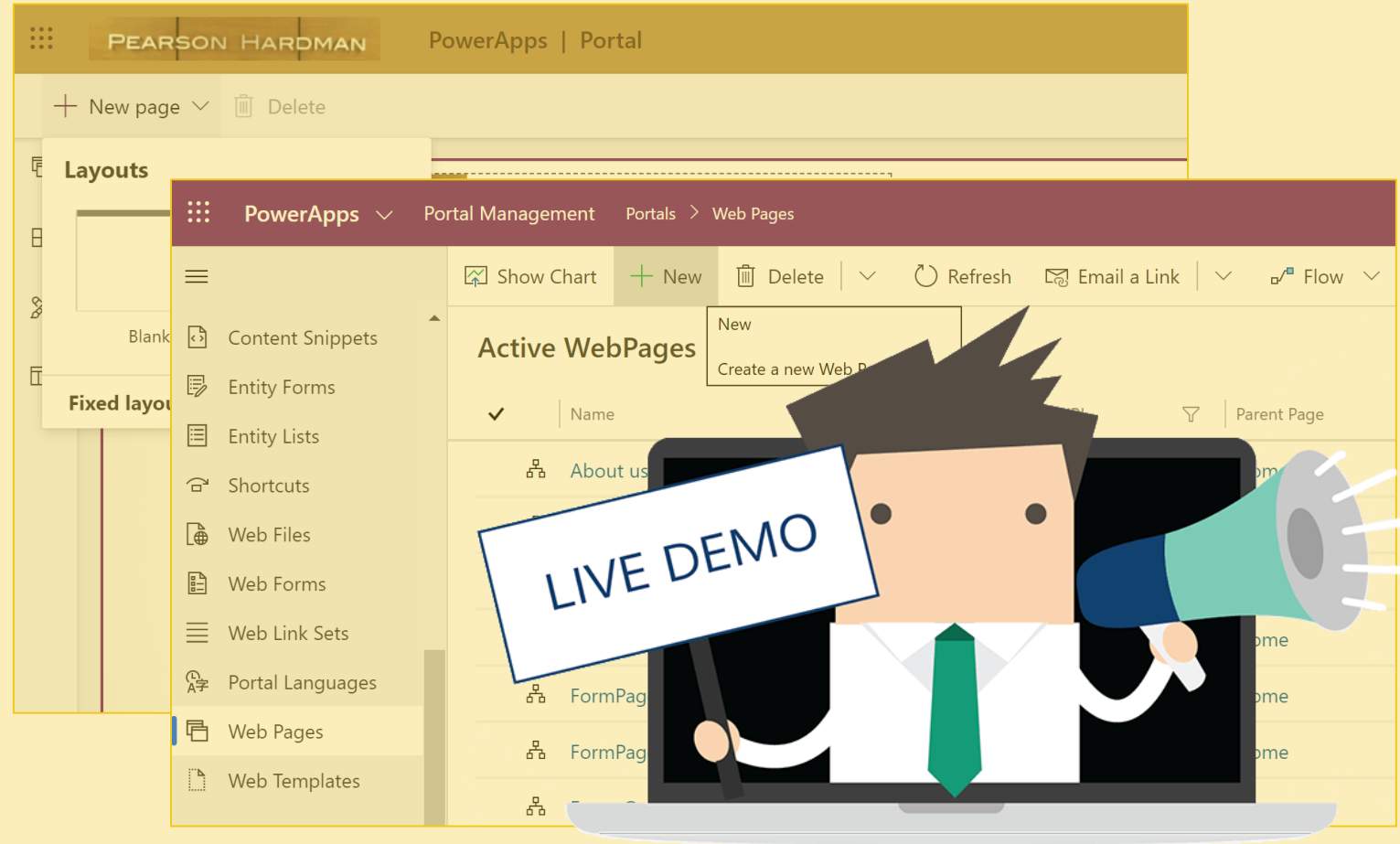




Get started with pages and navigation

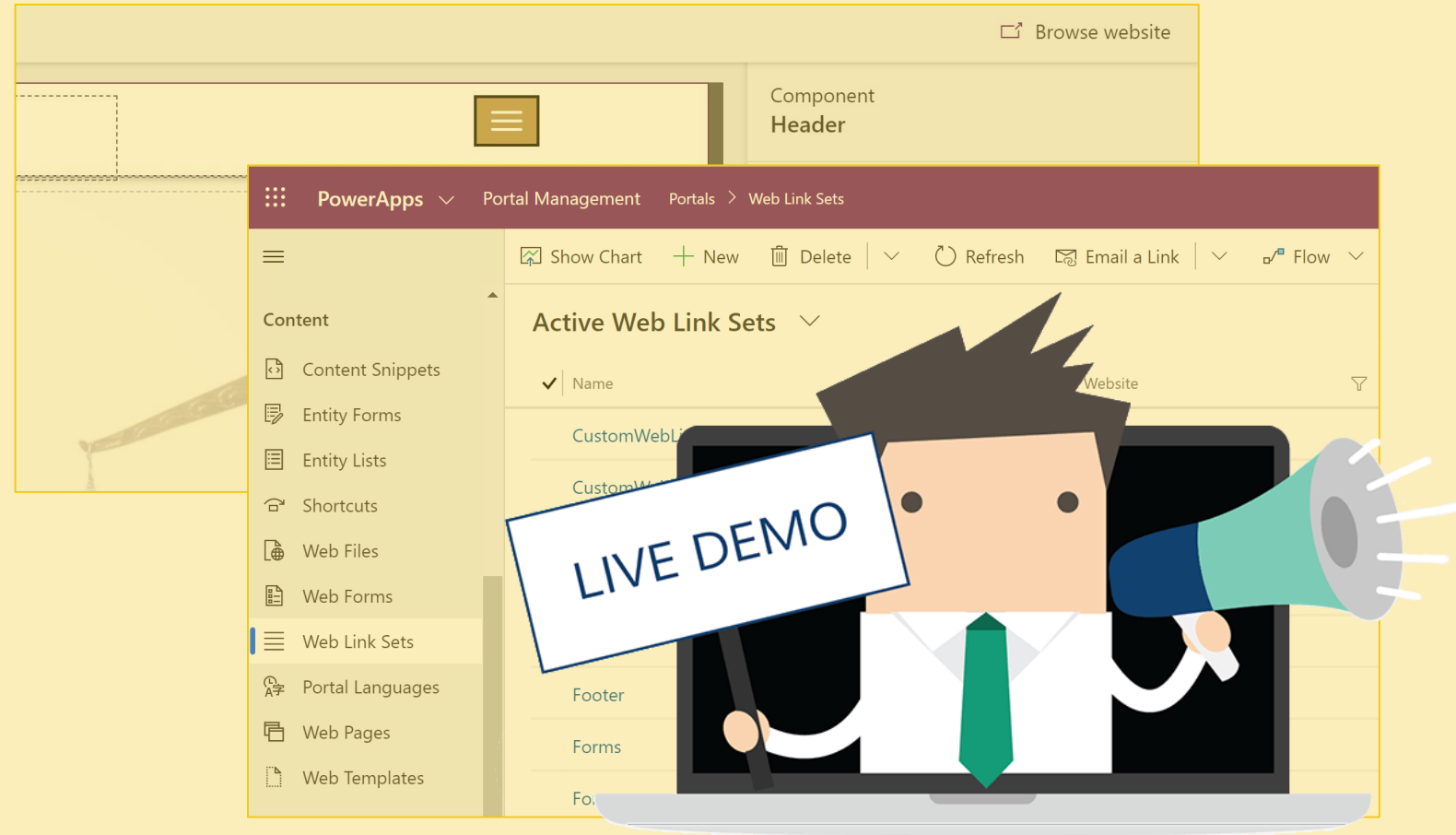
Pages contain content

1. First try the **Portal Maker App**
2. Then try the **Model Driven Portal Management App**



Navigation orders your pages


1. First try the **Portal Maker App**
2. Then try the **Model Driven Portal Management App**

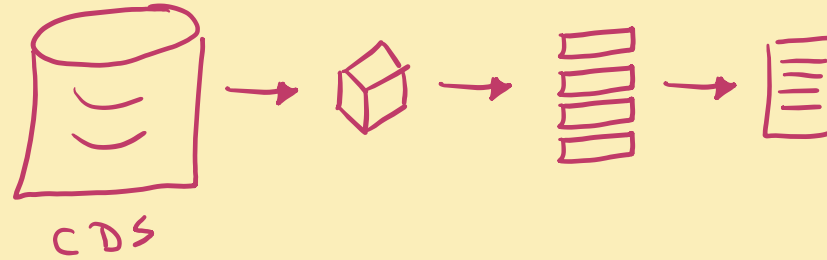


Get started with forms

A large audience is seated in a conference hall, facing a stage with presentation screens. The room has a high ceiling with recessed lighting and large windows on the right side. The audience is diverse in age and appearance, and many are looking towards the stage. The overall atmosphere is professional and focused.

Essential components for data input

- Forms → CDS entities
 - Forms with tabs
 - Forms with redirects
 - Forms with steps
- Customization through metadata in **Portal Management App** 

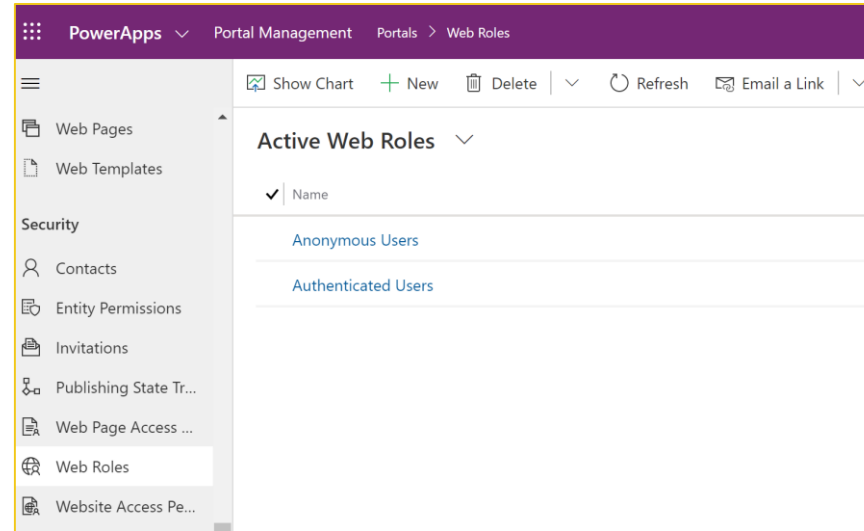


Get started with (role based) access

A large audience is seated in a modern conference hall, facing a stage with multiple presentation screens. The room has a high ceiling with recessed lighting and large windows on the right side. The audience is diverse in age and appearance, and many are looking towards the stage. The overall atmosphere is professional and focused.

Web roles & Web Page Access Rules

- 3 default roles
- Extra roles assignable to Contacts
- Access rules linkable to roles
- Entity Permissions



External Authenticators

- Log in with your own identity provider
 - AAD
 - LinkedIn



Licensing

A large audience is seated in a conference hall, facing a stage with multiple projection screens. The audience is diverse in age and appearance, and many are looking towards the stage. The stage features several large projection screens displaying content, and a person is visible standing near the center of the stage. The room has a high ceiling with recessed lighting and large windows on the right side.

Pay to have it & Pay to make it available

1. For internal users:

- \$ per app per user (application with two PowerApps and one Power Apps Portal)
- \$ per user (unlimited PowerApps for this user)

2. For external users:

- \$ for anonymous hits
- \$ for authenticated hits (1 hit = 24hours valid)
- [FAQ](#)

Do's & Don'ts

A large audience is seated in a conference hall, facing a stage. Two large presentation screens are visible on the stage, displaying content. The room has a high ceiling with recessed lighting and large windows on the right side. The audience is diverse in age and appearance, and many are looking towards the stage.

Recap

- **Do**

- Search on Dynamics Portal if PowerApps Portal / Power Apps Portal has no hits
- Refresh, get some coffee, refresh
- Create (Draft) test pages to Test / Create / Update

- **Don'ts**

- Make Dynamics changes during office hours (adding languages, changing configuration etc)
- Make the portal multilanguage unless you plan to use (and maintain!) it multiplied
- Test / Change on live content

A large audience is seated in a conference hall, facing a stage with presentation screens. The room has a high ceiling with recessed lighting and large windows on the right side. The audience is diverse in age and appearance, and many are looking towards the stage. The text "Grazie mille!" is overlaid on the image in a large, black, sans-serif font.

Grazie mille!